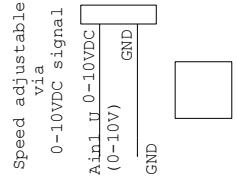
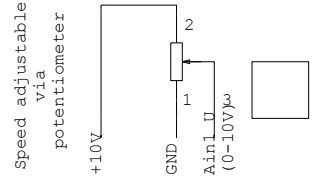
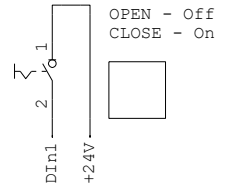


Customer circuit

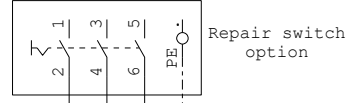
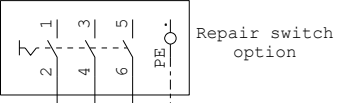


not scope of supply of Euroclima

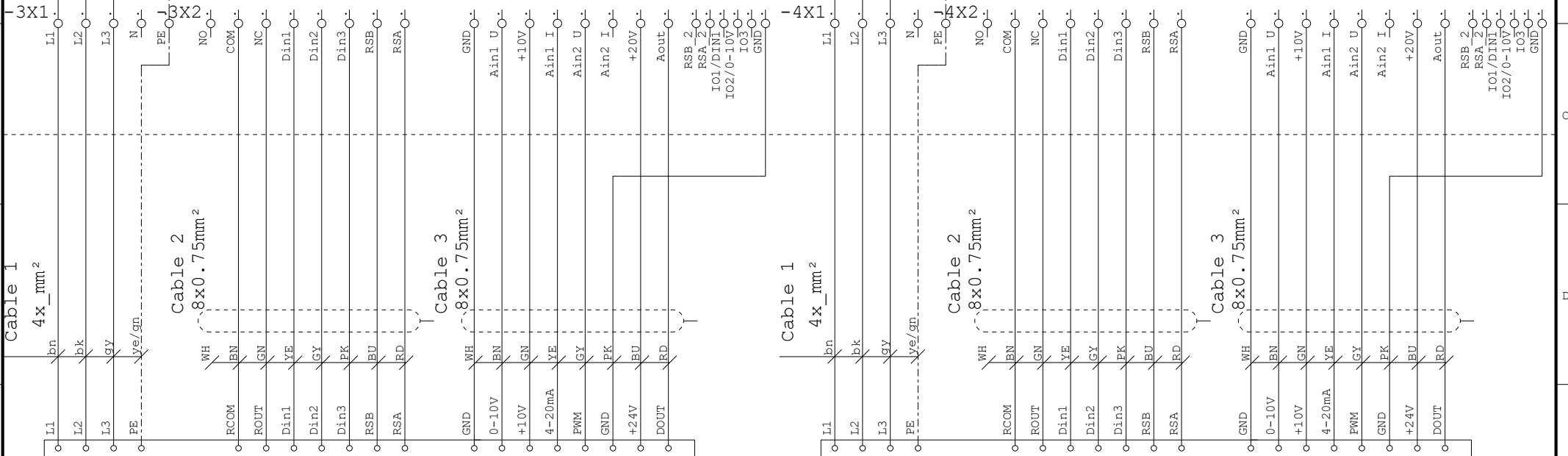
Legend

White	WH
Brown	BN
Green	GN
Yellow	YE
Grey	GY
Pink	PK
Blue	BU
Red	RD
Black	BK
Violet	VI

Attention!!
If a repair switch is selected, the connection is made directly to the repair switch without connection to the terminals



Junction Box



Nicotra

Copra

Motor 3

Nicotra

Copra

Motor 4

For more information - see datasheet

Date	26.03.20		4x Nicotra COPRA	Position	=	Sheet 85
Draw.	MaWi				+	
Check						
Status	rev.	Date	Nom	Norm	Project pages	von 85Bl.
					Total 85	
					actual 85	