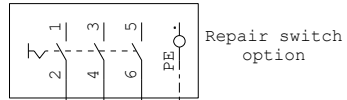
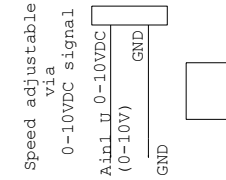
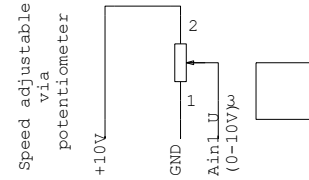
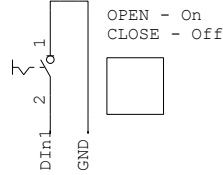


Attention!!
If a repair switch is selected,
the connection is made directly to the repair switch
without connection to the terminals



Customer circuit

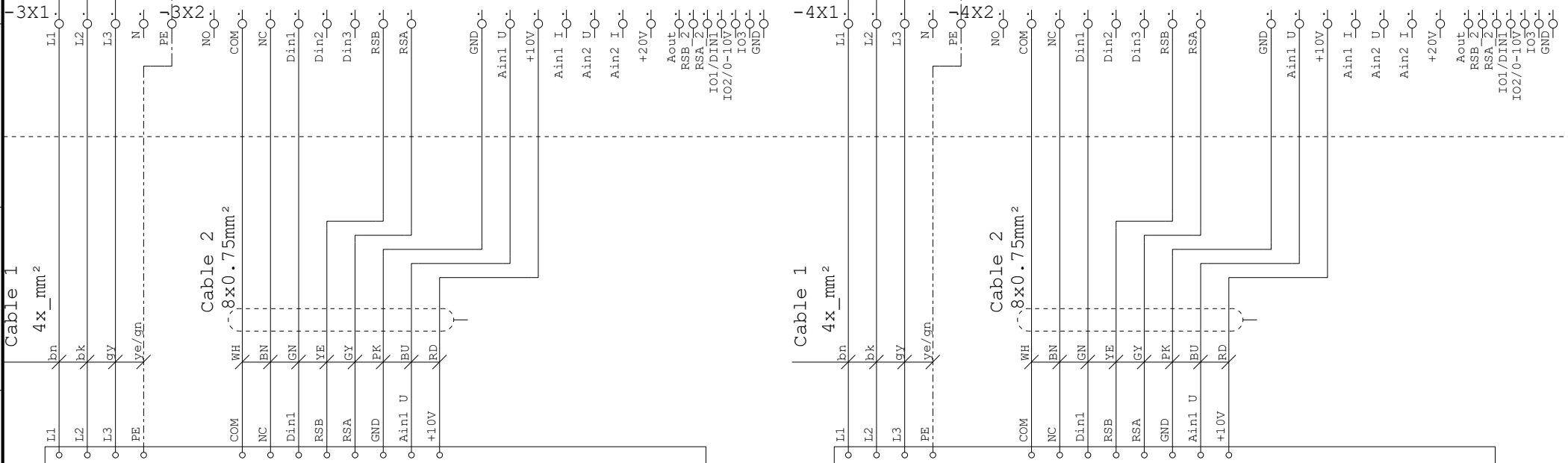


not scope
of supply of
Euroclima

Legend

White	WH
Brown	BN
Green	GN
Yellow	YE
Grey	GY
Pink	PK
Blue	BU
Red	RD
Black	BK
Violet	VI

Junction Box



Power supply KL1 RELAY KL 2 Digital IN KL 2

Ebm Papst

M5 (RP2) , RP9

Motor 3

Power supply KL1 RELAY KL 2 Digital IN KL 2

Ebm Papst

M5 (RP2) , RP9

Motor 4

Din - Digital Input
Ain - Analogue Input, I - Current Input, U - Voltage Input 0-10V
For more information - see datasheet of EBM Papst

Date	26.03.20		4x Fan M5 - RP2, RP9	Position	=	Sheet 84
Draw.	MaWi				+	
Check						
Status	rev.	Date	Nom	Norm	Project pages	von 84Bl.
					Total 84	
					actual 84	