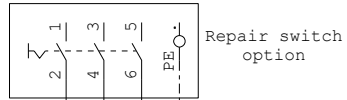
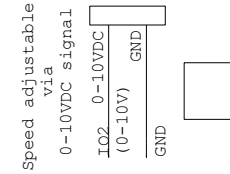
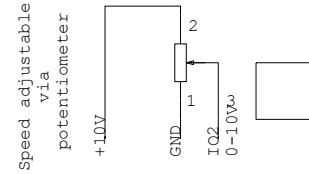
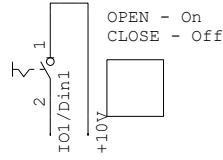


Attention!!
If a repair switch is selected,
the connection is made directly to the repair switch
without connection to the terminals



Customer circuit

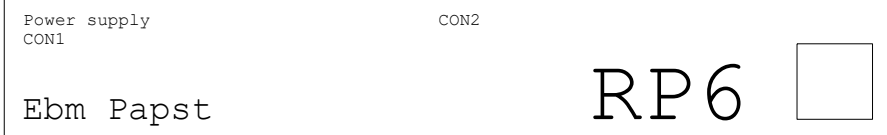
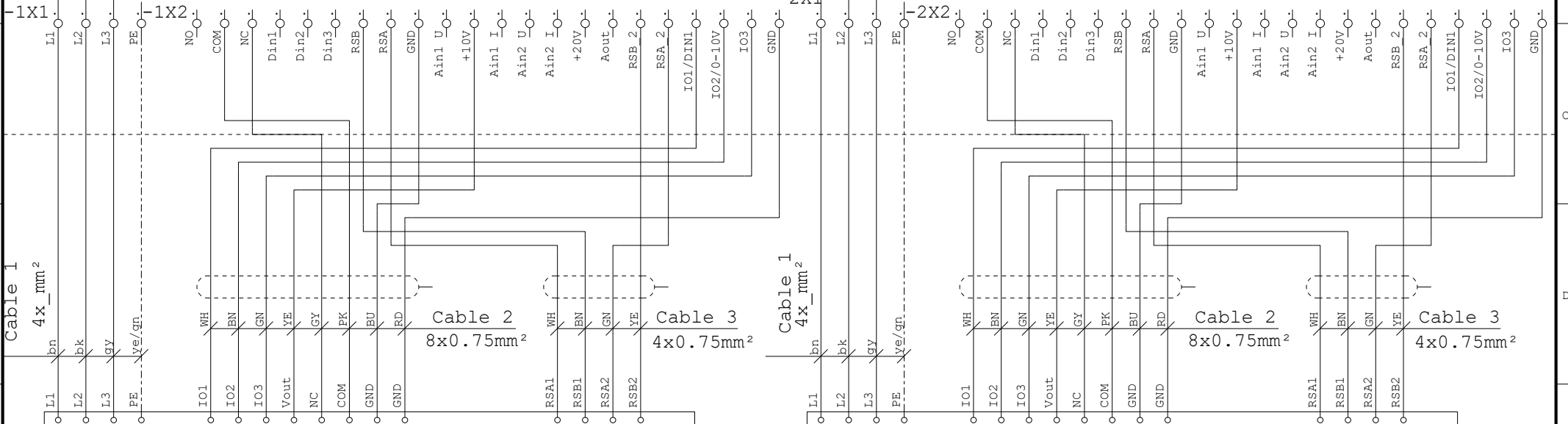


not scope
of supply of
Euroclima


Legend

White	WH
Brown	BN
Green	GN
Yellow	YE
Grey	GY
Pink	PK
Blue	BU
Red	RD
Black	BK
Violet	VI

Junction Box



Motor 1

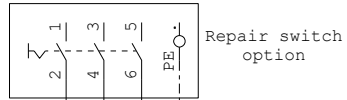


Motor 2

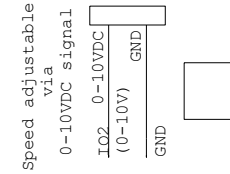
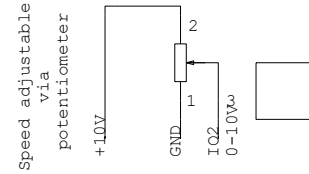
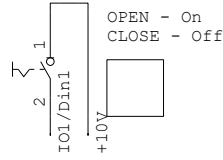
For more information - see datasheet of EBM Papst

Date	26.03.20		2x Fan RP6	Position	=	Sheet 60
Draw.	MaWi				+	
Check						
Status	rev.	Date	Nom	Norm	Project pages	Sheet 60
					Total 82	von 82Bl.
					actual 60	

Attention!!
If a repair switch is selected,
the connection is made directly to the repair switch
without connection to the terminals



Customer circuit

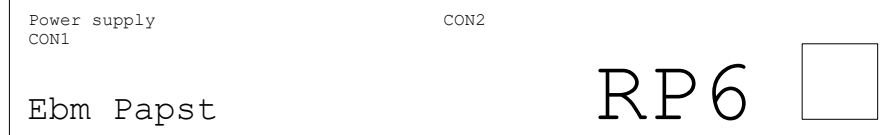
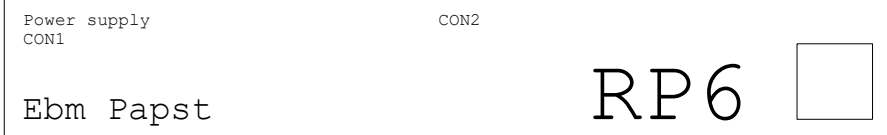
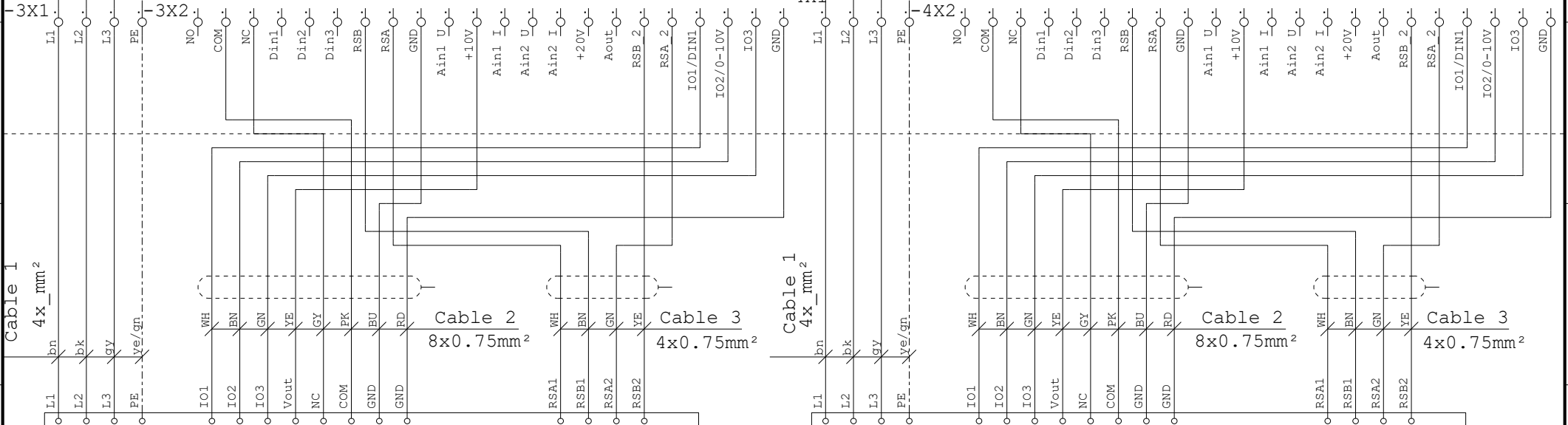


not scope
of supply of
Euroclima

Legend

White	WH
Brown	BN
Green	GN
Yellow	YE
Grey	GY
Pink	PK
Blue	BU
Red	RD
Black	BK
Violet	VI

Junction Box



For more information - see datasheet of EBM Papst

Date	26.03.20		4x Fan RP6	Position	=	Sheet 82
Draw.	MaWi				+	
Check						
Status	rev.	Date	Nom	Norm	Project pages	Sheet 82
					Total 82	von 82Bl.
					actual 82	