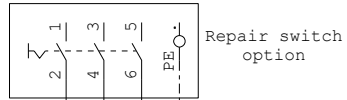
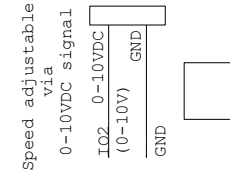
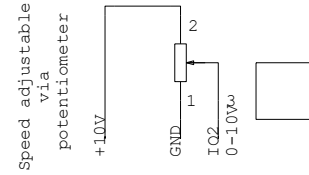
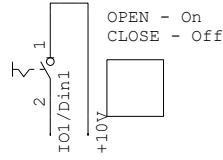


Attention!!
If a repair switch is selected,
the connection is made directly to the repair switch
without connection to the terminals



Customer circuit

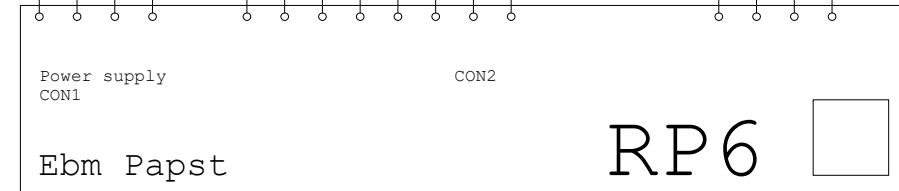
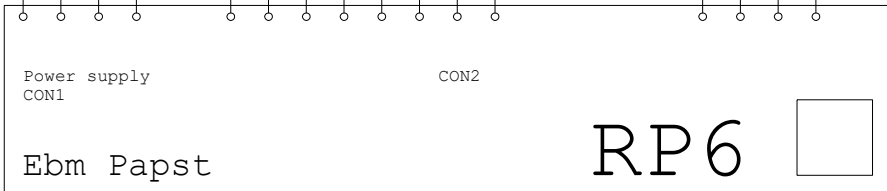
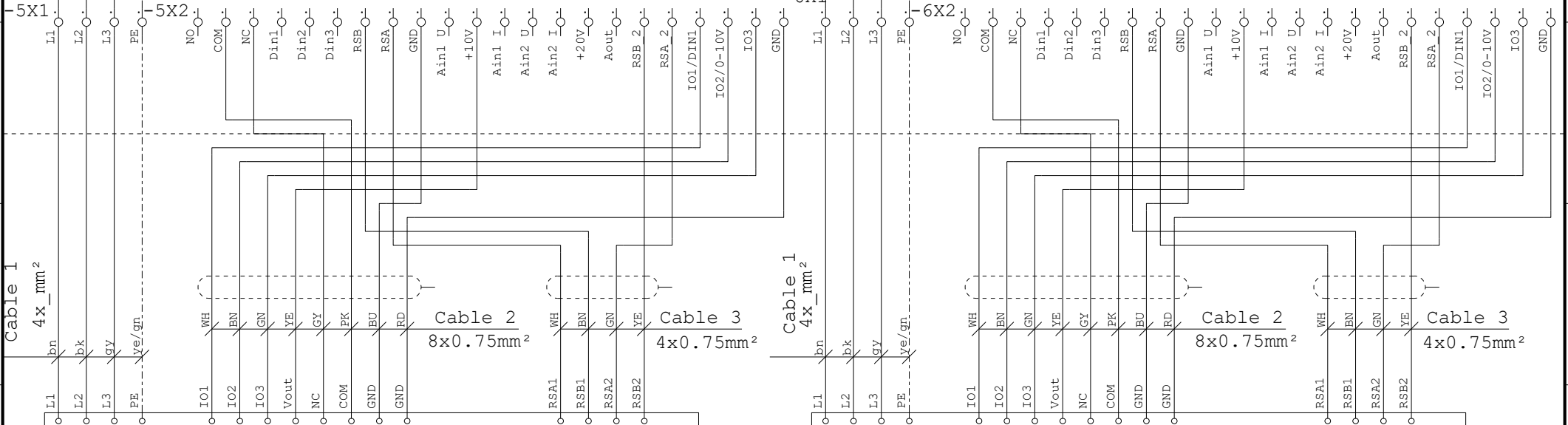


not scope
of supply of
Euroclima

Legend

1	White	WH
2	Brown	BN
3	Green	GN
4	Yellow	YE
5	Grey	GY
6	Pink	PK
7	Blue	BU
8	Red	RD
9	Black	BK
10	Violet	VI

Junction Box



Motor 5

Motor 6

For more information - see datasheet of EBM Papst

						6x Fan RP6		Position =		
								+		
								Project pages		
							Total 89		Sheet 88	
							actual 88		von 89B1.	