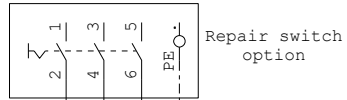
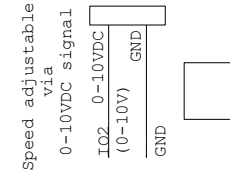
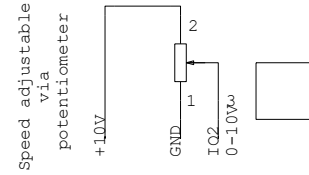
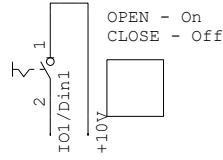


Attention!!  
If a repair switch is selected,  
the connection is made directly to the repair switch  
without connection to the terminals



### Customer circuit

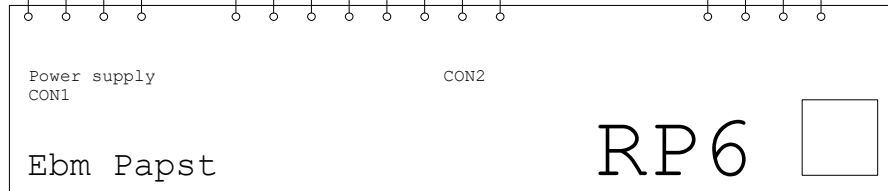
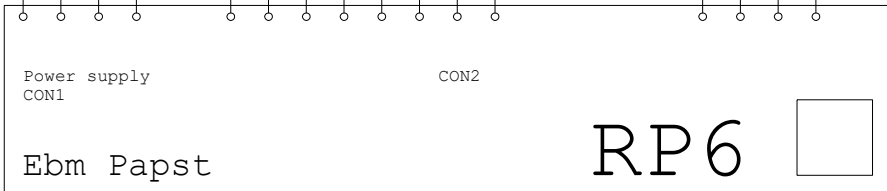
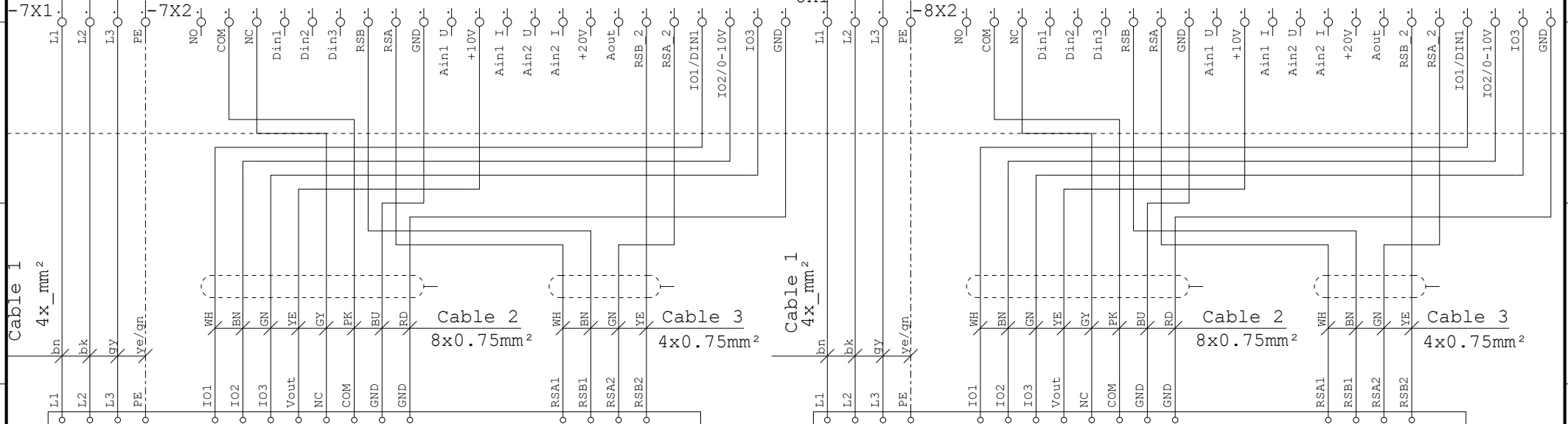


not scope  
of supply of  
Euroclima

### Legend

1	White	WH
2	Brown	BN
3	Green	GN
4	Yellow	YE
5	Grey	GY
6	Pink	PK
7	Blue	BU
8	Red	RD
9	Black	BK
10	Violet	VI

### Junction Box



Motor 7

Motor 8

For more information - see datasheet of EBM Papst

					Date	26.03.20			Position		=
					Draw.	MaWi			8x Fan RP6		+
					Check				Project pages		Sheet 89
Status	rev.	Date	Nom	Norm					Total	89	von 89Bl.
									actual	89	

